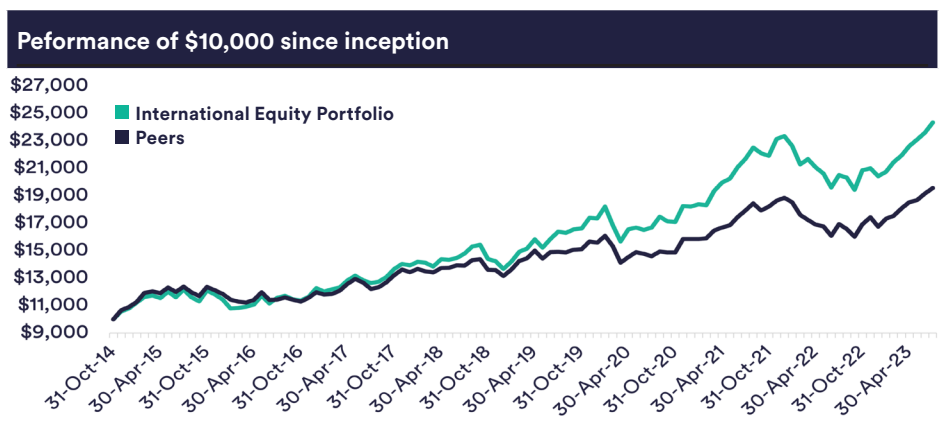


InvestSMART International Equities Portfolio

Data as at 31 July 2023

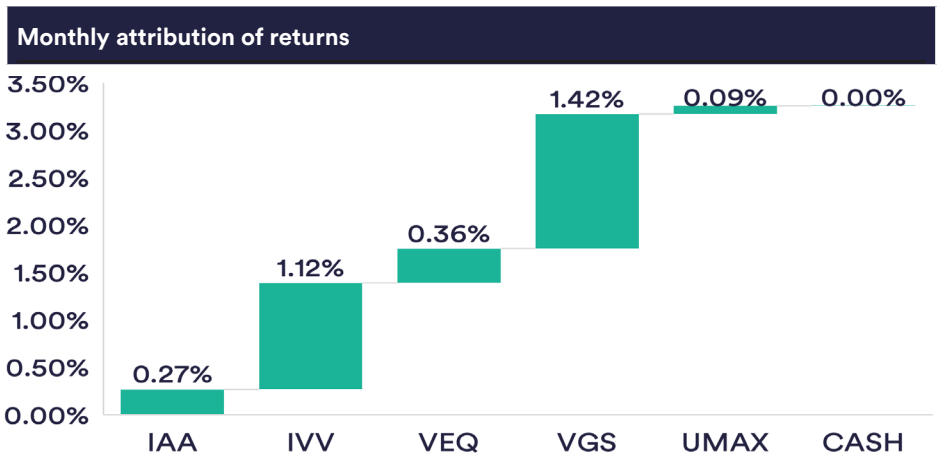
Portfolio inception: 24 October 2014



Performance vs Peers

	1 yr	3 yrs p.a	5 yrs p.a	7 yrs p.a	SI p.a
International Equities Portfolio	18.7%	13.4%	10.5%	11.2%	10.7%
Peers	15.5%	10.3%	7.0%	8.0%	8.0%
Excess to Peers	3.2%	3.1%	3.5%	3.2%	2.7%

InvestSMART International Equities fees are 0.55% p.a. vs average of 825 peers at 1.31% p.a.
Grow your returns, not your fees with InvestSMART **Capped fees**



Portfolio mandate

The International Equities Portfolio is designed to let you access global share markets in an easy, low-cost way. The portfolio invests in some of the world's biggest companies across Europe, Asia and the US.

The objective is to invest in a portfolio of 1-10 exchange traded funds (ETFs), to provide broad exposure to international equities, and across different market sectors and/or regions to lower volatility, minimise overall risk, and increase the potential for long term growth.

\$10,000
Minimum initial investment

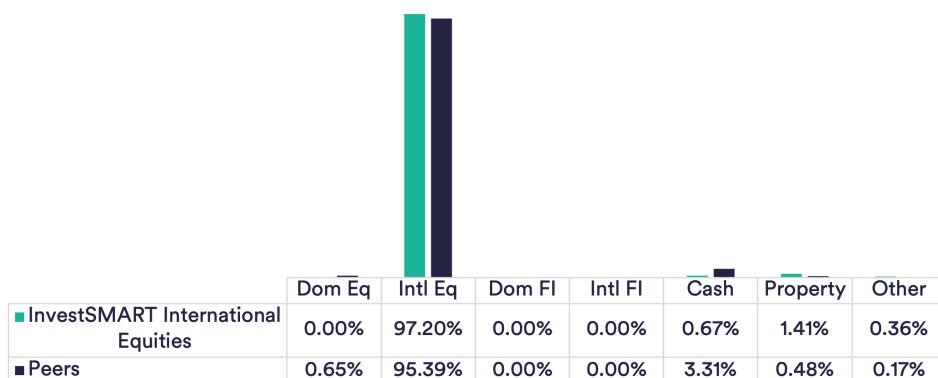
7+ yrs
Suggested investment timeframe

5 - 15
Indicative number of securities

Risk profile: Very High
Expected loss in 4 to 6 years out of every 20 years

MSCI World (ex-Australia) Total Return Index, unhedged[^]
Benchmark

Asset allocation vs Peers



Portfolio mandate

The International Equities Portfolio is designed to let you access global share markets in an easy, low-cost way. The portfolio invests in some of the world's biggest companies across Europe, Asia and the US.

The objective is to invest in a portfolio of 1-10 exchange traded funds (ETFs), to provide broad exposure to international equities, and across different market sectors and/or regions to lower volatility, minimise overall risk, and increase the potential for long term growth.

\$10,000

Minimum initial investment

7+ yrs

Suggested investment timeframe

5 - 15

Indicative number of securities

Risk profile: Very High

Expected loss in 4 to 6 years out of every 20 years

MSCI World (ex-Australia) Total Return Index, unhedged[^]

Benchmark

Our Investment Committee



Alastair Davidson
Head of Funds Management



Effie Zahos
Independent Director



Alan Kohler
Editor-in-Chief



Paul Clitheroe
Chairman



Ron Hodge
Managing Director

This document has been prepared by InvestSMART Funds Management Limited (ABN 62 067 751 759, AFSL 246441) (InvestSMART), the responsible entity of the InvestSMART Capped Fee Portfolios (Fund) and issuer of the Fund. While every care has been taken in the preparation of this document, InvestSMART makes no representations or warranties as to the accuracy or completeness of any statement in it. To the maximum extent permitted by law, neither InvestSMART, its directors, employees or agents accept any liability for any loss arising in relation to this document. This document is not an endorsement that this portfolio is appropriate for you and should not be relied upon in making a decision to invest in this product. You should always consider the relevant disclosure document (including Product Disclosure Statement, Investment Menu, Target Market Determination and Financial Services Guide along with any accompanying materials) and/or seek professional advice before making any investment decision. Disclosure documents for financial products offered by InvestSMART can be downloaded from the InvestSMART website or obtained by contacting 1300 880 160. The document provides general financial information only. InvestSMART has NOT considered your personal objectives, financial situation and needs when preparing this document. You should consider your individual objectives, financial situation and needs and seek professional advice where necessary before making any investment decision. Past performance is not a reliable indicator of future performance. InvestSMART does not assure nor guarantee the performance of any financial products offered. InvestSMART, its associates and their respective directors and other staff each declare that they may, from time to time, hold interests in securities that are contained in this investment product.